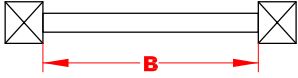
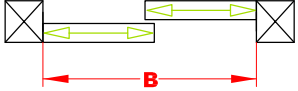
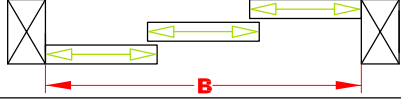
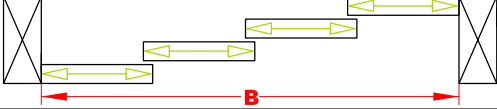
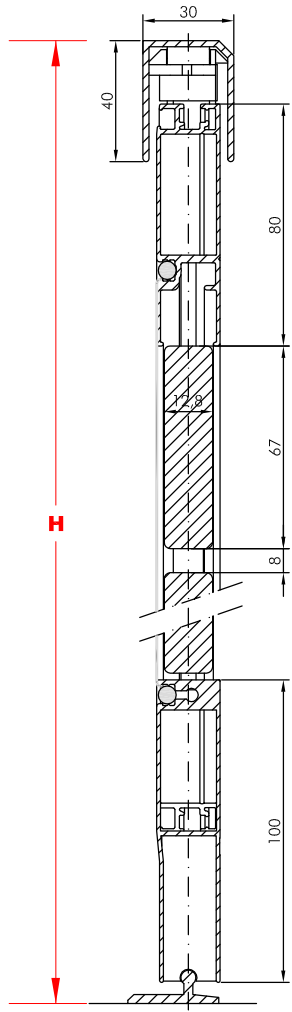


# TECHNISCHE FICHE SCHUIFPANELEN TUSSEN KOLOM

Type	Mogelijkheden	
1	Enkel paneel	
2	Tweedelig schuivend - twee rails	
3	Driedelig schuivend - drie rails	
4	Vierdelig schuivend - vier rails	



## TE VERMELDEN BIJ BESTELLING

<b>TYPE MONTAGE :</b>	
TYPE 1	<input type="checkbox"/>
TYPE 2	<input type="checkbox"/>
TYPE 3	<input type="checkbox"/>
TYPE 4	<input type="checkbox"/>
RAIL LENGTE <b>B</b>	= .....
HOOGTE <b>H</b>	= .....
RAL KLEUR	= .....
POEDERCODE	= .....